

BEGIN
INSTRUCTION
ZONE

Runovers/Backovers

ROADWAY SAFETY

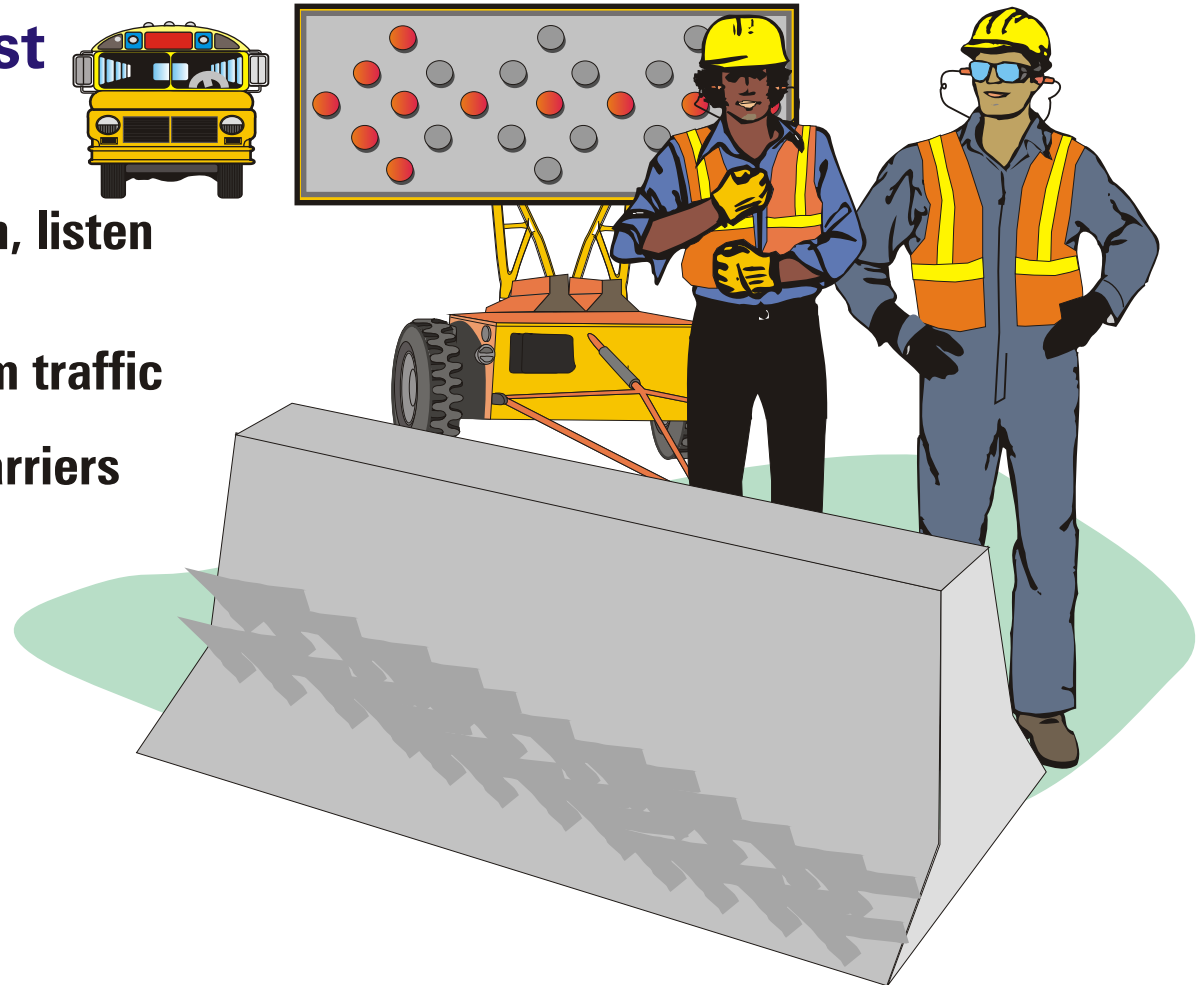
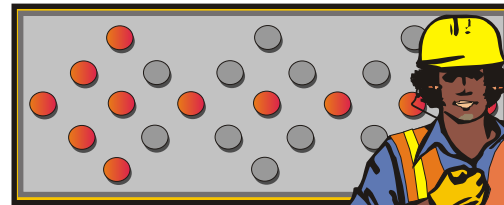
1

Can We Be Safe Near Equipment/Traffic?

Being struck is the biggest danger in road work.

Workers on foot must

- Remain alert at all times
- Check surroundings often, listen for warnings
- Keep a safe distance from traffic
- Stay behind protective barriers where possible
- Look out for each other, warn coworkers





Runovers/Backovers

ROADWAY SAFETY



What Other Precautions Do We Need?

Employers must provide proper PPE.

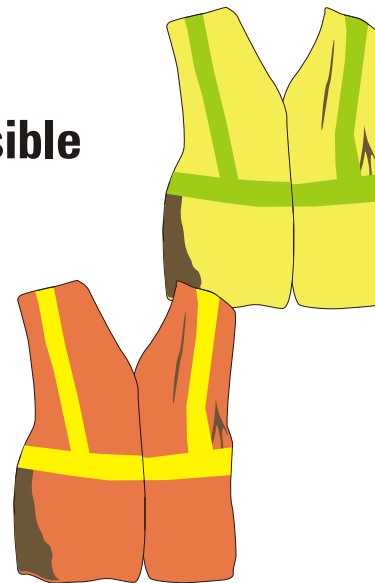
Workers must wear personal protective equipment (PPE)

- Proper class of safety vest at all times in the work zone
- High-visibility clothing and headgear
- Bright-colored hard hats are more visible

Class I



Class II



Class III



BEGIN
INSTRUCTION
ZONE

Runovers/Backovers

ROADWAY SAFETY


3

What About Construction Equipment?

Treat equipment and vehicles with caution.

Around equipment, vehicles

- Stay out of "blind spots"
- Communicate with operators by radio signals and/or eye contact
- Don't approach until you communicate with operator and he/she acknowledges you
- Stay outside a "safety circle" around equipment
- Stay clear of vehicles, know traffic control plan
- Use spotters when you must work with your back to equipment or traffic



BEGIN
INSTRUCTION
ZONE

Runovers/Backovers

ROADWAY SAFETY

4

How Can We Be Safe When Placing TCDs?

Simple precautions make placement of TCDs (Traffic Control Devices) safer.

Workers should

- Wear a Class III vest to be easily seen
- Place, relocate, or remove TCDs when traffic flow is light
- When possible, work from platform on vehicle
- Use seat, seatbelt, fall restraint, or guardrail and a handhold when guardrail must be removed
- Stay in constant communication with driver
- Use shadow vehicle to warn drivers

